

INVESTMENT OBJECTIVE AND STRATEGY

The investment objective is to produce long-term capital appreciation by investing in broad, sustainable economic trends with the potential to impact companies across different sectors and geographies. These companies are likely to benefit from dynamic changes taking place around them. Our objectives are to spot trends early, find companies that are undervalued and hold them until they no longer meet our growth criteria - the essence of sound growth stock investing. The portfolio may be fully invested or defensive by preserving principal in difficult markets.

KEY STATISTICS †

Inception	10/1/1994
Morningstar ID	F00000XISY
Net Assets	\$57,120,552
Number of Holdings	31
Yield	0.71%

PORTFOLIO CHARACTERISTICS ‡

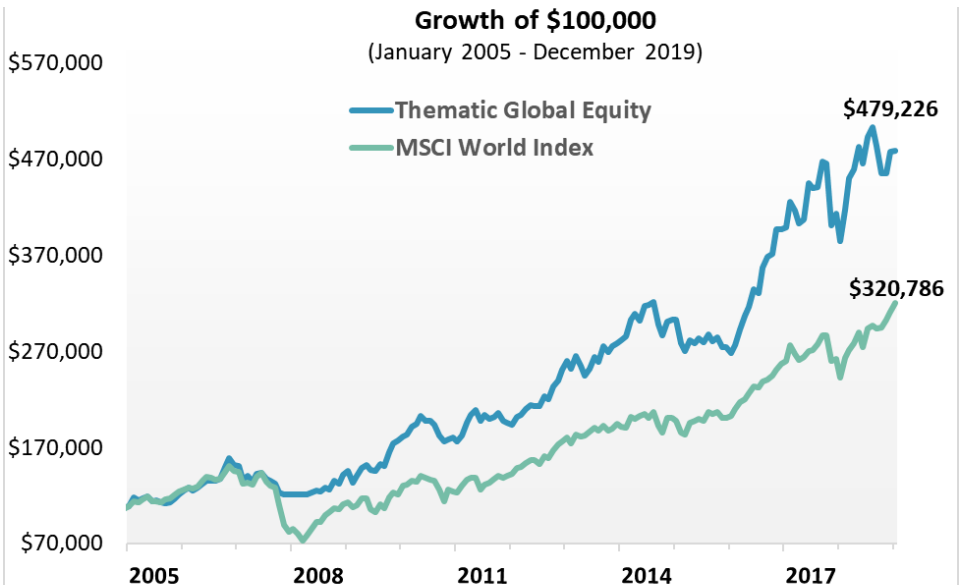
Price/Earnings	43.60
PEG	1.73
Price/Book	7.96
ROE	24.33
ROA	9.17
Median Mkt Cap (\$M)	19,450

PERFORMANCE CONTRIBUTION ‡

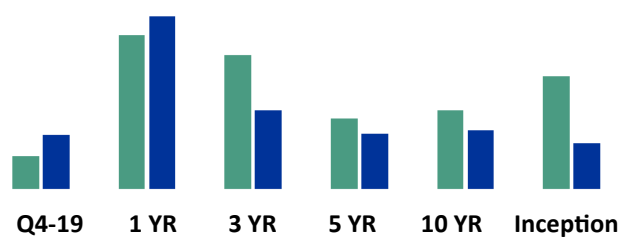
The Trade Desk Inc.	1.62%
Adobe Systems Inc.	1.03%
Visa Inc.	0.83%
Match Group Inc.	0.69%
Globant SA	0.68%

ECONOMIC THEMES ‡

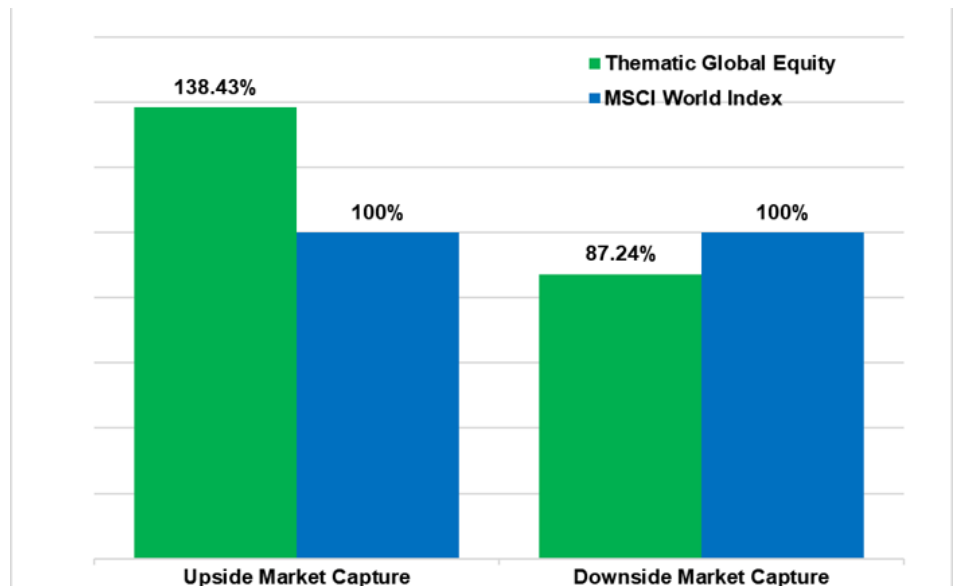
Productivity Enhancers	25.81%
Information Superhighway	22.58%
King Consumer	19.35%
Quality Healthcare	16.13%
Economic Expansion	16.13%

15-YR CUMULATIVE RETURN †

PERIODIC RETURNS †

- Thematic Global Equity
- MSCI World Index



Thematic Global Equity	5.27%	24.58%	21.42%	11.28%	12.67%	18.03%
MSCI World Index	8.56%	27.67%	12.57%	8.74%	9.47%	7.28%

UPSIDE / DOWNSIDE CAPTURE †*


ABOUT THE FIRM

VCM, as a SEC registered investment advisor since October of 2000, has a fiduciary responsibility to put client needs first. We are independent from banks, brokers and insurance companies and do not confront the many potential conflicts of interest that face entities who may not be held to such standards. The two managing principals have 80 years of combined investment experience and have worked together since 1991. In addition to individual account management, the firm offers investment services through registered investment advisors in the United States. Overall investment strategy is focused on managing individual growth equity portfolios and a less aggressive total return approach that weighs a combination of income and growth. For clients who desire broad diversification, the firm offers target return portfolios using low cost exchange-traded funds in active asset allocation models.

THEMATIC STRATEGY

Our thematic approach is the overriding component that drives the active portfolio management and stock selection process. Each theme is unique and created by our internal research to identify those areas in the economy that are likely to experience above average growth in earnings. Identifying these stocks is undertaken on a formal basis each quarter where we weed out disappointing stocks from our Approved List and replace them with new ideas based on our proprietary stock screening program. We rate each stock on our approved list as to fundamental and technical attractiveness and then use these ratings to prioritize purchase ideas. Portfolio weighting can be influenced by the sheer number of stocks that qualify for a theme on the approved list. When our outlook for equity markets loses momentum, we may hold the proceeds of sales in cash until the market outlook improves.

PORTFOLIO MANAGERS

Diane V. Nugent, President/CEO, Managed Since 1994



Diane began her investment management career in a Swiss bank in 1986 and has worked with both retail and institutional investment firms in Europe, the United Kingdom and the United States. Diane can draw upon her business-management experience with responsibilities that have spanned equity-research analysis, portfolio management, closed-end fund management, client-relationship management as well as running a business.

Diane earned her M.B.A. in international finance from the Henley Business School in England and a B.B.A. from European University in Switzerland.

Thomas E. Nugent, EVP, CIO, Managed Since 1994



Tom began his career in December of 1968 as a Wall Street research analyst. He went on to manage individual and pooled portfolios for a regional bank, served as a representative for Arthur Laffer, the well-known economist, managed both mutual funds and individual institutional accounts for a Wall Street based mutual fund company and spent over twenty years in the design and implementation of lifestyle mutual fund portfolios for a West Coast retirement planning company.

He has also taught economics and business management at both the undergraduate and graduate level and is a Vietnam veteran.

DISCLOSURES

Sources: Captools Pro and Victoria Capital Management, Inc.

VCM, as the firm, is an SEC Registered Investment Advisor responsible for investing assets of individual and institutional investors. VCM invests in equities, exchange-traded funds, fixed income and money market instruments.

VCM composite descriptions are available upon request. Policies for valuing portfolios, calculating performance and preparing presentations are available upon request.

For further information please contact: **Victoria Capital Management, Inc. | Tel: 843-342-3044 | Fax: 843-342-3244 | Email: help@vcm.us.com**

† Performance is based on a Growth Equity composite that contains all discretionary accounts invested in a diversified portfolio of growth companies of all market capitalization ranges. Inception is October 1, 1994. The composite minimum initial value is \$100,000. The composite does not use leverage or derivatives. The composite was created in January 1995 to track performance since October 1, 1994. Portfolios in the composite have been managed by the same portfolio managers since inception in 1994. The composite was renamed on October 1, 2019. The benchmark was retroactively changed to reflect the global aspect of the composite on October 1, 2019.

† As of December 31, 2019, 6.41% of strategy assets and 18.14% of composite assets were non-fee-paying portfolios. The composite represents 35.35% of assets under management implementing this strategy.

† Performance is expressed in U.S. dollars. Returns are presented pre-tax, gross of management fees and custodial fees and net of all direct trading expenses. Performance data represents past performance and does not indicate future results.

‡ Portfolio holdings and characteristics shown are from a representative account managed within the composite. The representative account is selected based on account characteristics that VCM believes accurately represent the investment strategy as a whole. Holdings may change daily and may vary among accounts, which may contribute to different investment results. Performance contribution represents the weighted contribution to performance over the quarter ending December 31, 2019.

*Upside capture measures the amount of return captured when the benchmark return is positive. Downside capture measures the amount of return captured when the benchmark return is negative. Returns presented are gross of management and custodial fees and net of direct trading expenses since inception.



Thematic Global Equity Composite

01/01/2010 - 12/31/2019

Year	Composite Gross Return (%)	Benchmark Return (%)	Composite 3-Yr SD (%)	Benchmark 3-Yr SD (%)	Number of Portfolios	Internal Dispersion (%)	Composite Assets (\$mil)	Firm Assets (\$mil)	Firm AUA (\$mil)	Combined Assets (\$mil)*
2019	24.58	27.67	17.00	11.29	32	2.89	20.191	56.282	129.417	185.699
2018	-3.47	-8.71	16.22	10.53	27	2.55	16.564	42.252	100.456	142.708
2017	48.84	22.40	12.98	10.38	23	3.78	16.262	48.816	78.141	126.957
2016	-11.50	7.51	12.31	11.08	26	2.38	13.091	42.686	57.543	100.229
2015	7.71	-0.87	11.54	10.96	34	1.77	20.005	50.323	58.388	108.711
2014	8.29	4.94	11.21	10.37	31	5.01	18.107	48.461	41.524	89.985
2013	34.30	26.68	10.89	13.73	31	3.83	17.941	45.332	46.322	91.654
2012	9.57	15.83	13.44	16.98	28	3.11	12.918	39.243	0.563	39.806
2011	-2.77	-5.54	12.89	20.44	22	2.88	12.621	35.981	0.000	35.981
2010	24.67	11.76	14.74	24.05	21	2.29	12.125	32.772	0.000	32.772

Victoria Capital Management, Inc. (VCM) claims compliance with the Global Investment Performance Standards (GIPS®) and has prepared and presented this report in compliance with the GIPS® standards. VCM has been independently verified for the periods January 01, 2016—December 31, 2017. A firm that claims compliance with the GIPS® standards must establish policies and procedures for complying with all the applicable requirements of the GIPS® standards. Verification provides assurance on whether the firm’s policies and procedures related to composite and pooled fund maintenance, as well as the calculation, presentation, and distribution of performance, have been designed in compliance with the GIPS® standards and have been implemented on a firm-wide basis. The Thematic Global Equity Composite has had a performance examination for the periods October 1, 1994 through June 30, 2015. The verification and performance examination reports are available upon request.

VCM, as the firm, is an SEC Registered Investment Advisor responsible for investing assets of individual and institutional investors. VCM invests in equities, exchange-traded funds, fixed income and money market instruments.

The Thematic Global Equity Composite contains all discretionary portfolios managed to a multi-cap, growth equity strategy that invests in a diversified portfolio of growth companies of all market capitalization ranges. The composite does not use short positions, leverage or derivatives. The composite minimum initial value is \$100,000. Portfolios that experience monthly cash flows greater than 50% of the portfolio’s beginning market value are excluded from the composite. The maximum fee for the composite is 1%. The composite was created January 1, 1995 to track performance since inception October 1, 1994. The composite was renamed October 1, 2019. The benchmark is the MSCI World Index. The benchmark was retroactively changed to reflect the global aspect of the composite on October 1, 2019.

Portfolios in the composite have been managed by the same portfolio managers since inception.

Performance is expressed in U.S. dollars. Returns are presented pre-tax, gross of management and custodial fees and net of all direct trading expenses.

VCM composite descriptions are available upon request. Policies for valuing portfolios, calculating performance and preparing GIPS® Composite Reports are available upon request. For further information please contact: Victoria Capital Management, Inc. | Tel: 843-342-3044 | Fax: 843-342-3244 | Email: help@vcm.us.com

Internal dispersion is calculated using the equal-weighted standard deviation of annual gross-of-fees returns of those portfolios that have been in the composite for the entire year. For those years where there are fewer than 6 portfolios in the composite no dispersion is presented.

3-year standard deviation is based on thirty-six months of trailing gross-of-fee return data calculated at calendar year end.

GIPS® is a registered trademark of CFA Institute. CFA Institute does not endorse or promote this organization, nor does it warrant the accuracy or quality of the content contained herein.

*Combined Assets include Assets Under Advisory (AUA) and are presented as supplementary information.